

COGNEX

DataMan[®] 8700 Quick Reference Guide



2020 October 05
Revision: 6.2.1.1

Precautions

To reduce the risk of injury or equipment damage, observe the following precautions when you install the Cognex product:

- This product is intended for industrial use in automated manufacturing or similar applications.
- The safety of any system incorporating this product is the responsibility of the assembler of the system.
- This product does not contain user-serviceable parts. Do not make electrical or mechanical modifications to product components. Unauthorized modifications can void your warranty.
- Route cables and wires away from high-current wiring or high-voltage power sources to reduce the risk of damage or malfunction from the following causes: over-voltage, line noise, electrostatic discharge (ESD), power surges, or other irregularities in the power supply.
- Changes or modifications not expressly approved by the party responsible for regulatory compliance could void the user's authority to operate the equipment.
- Ensure that the cable bend radius begins at least six inches from the connector. Cable shielding can be degraded or cables can be damaged or wear out faster if a service loop or bend radius is tighter than 10X the cable diameter.
- This device should be used in accordance with the instructions in this manual.
- All specifications are for reference purposes only and can change without notice.







Product Overview

DataMan 8700 DX Reader





| | |
|----|--------------------------------------|
| 1 | LED aimer |
| 2 | Trigger (press and hold to read) |
| 3 | Cable insertion point |
| 4 | 360° ring light indicator |
| 5 | Lanyard hook |
| 6 | OLED display |
| 7 | OLED input and configuration buttons |
| 8 | Diffused light |
| 9 | Polarized light |
| 10 | Direct light |








DataMan 8700 Accessories

| Accessory Name | Product ID | Illustration |
|---|------------------|---|
| Power Supply for reader | DM8700-PWR-00 |  |
| POE adapter | CPS-24V-POE1 |  |
| POE adapter | CPS-24V-POE4 |  |
| POE adapter | CPS-AC-POE1A-xx* |  |
| Wall Mount Bracket | DMA-WALL-8700 |  |
| Presentation Stand, can be used with wall mount bracket (DMA-WALL-8700) | DM-STAND-00 |  |

*xx can be US, EN, UK, or JP.

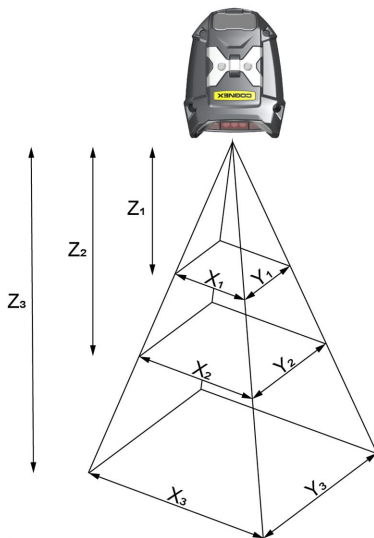
Cables

| Accessory Name | Product ID | Illustration |
|---|-------------------|---|
| RS-232 coiled cable for Reader, 2.5 m with Dsub-9 connector, power over pin 9 | DMC-HH-RS232P-02C |  |
| RS-232 coiled cable for Reader, 2.5 m with Dsub-9 connector | DMC-HH-RS232-02C | |
| RS-232 coiled cable for Reader, 4 m with Dsub-9 connector | DMC-HH-RS232-05C | |
| RS-232 Firmware update cable, RS-232 to USB converter | DMC-HH-RS232-USB |  |

| | | |
|---|--------------------|---|
| USB straight cable, 2.5 m with USB type-A connector | DMC-HH-USBA-02 |  |
| USB coiled cable, 2.5 m with USB type-A connector | DMC-HH-USBA-02C |  |
| USB cable, type C connector, straight, 2.5 m | DMC-HH-USBC-02 |  |
| USB cable, type C connector, coiled, 2.5 m | DMC-HH-USBC-02C |  |
| Ethernet coiled cable with RJ45 connector, 5 m | DMC-HH-ENET-05C* |  |
| Ethernet straight cable with RJ45 connector, 2.5 m | DMC-HH-ENET-02* |  |
| Ethernet straight cable with RJ45 connector, 5 m | DMC-HH-ENET-05 | |
| Ethernet straight cable with RJ45 connector, 30 m | DMC-HH-ENET-30 | |
| Ethernet coiled cable, 5 m with M12 X-coded connector | DMC-HH-ENETM12-05C |  |

*Collimated cable length including DM8700-ECABLE-X should not exceed 50 m.

Field of View and Reading Distances



| Working Distance | Horizontal Values | Vertical Values |
|----------------------------------|-----------------------------------|---------------------------------|
| $Z_1 = 40 \text{ mm (1.5 in)}$ | $X_1 = 63 \text{ mm (2.5 in)}$ | $Y_1 = 47 \text{ mm (1.8 in)}$ |
| $Z_2 = 140 \text{ mm (5.5 in)}$ | $X_2 = 126 \text{ mm (5 in)}$ | $Y_2 = 95 \text{ mm (3.7 in)}$ |
| $Z_3 = 300 \text{ mm (11.8 in)}$ | $X_3 = 2288 \text{ mm (11.3 in)}$ | $Y_3 = 171 \text{ mm (6.7 in)}$ |

Depth of Field values



Note: All values beginning with 0 denote the minimum distance where the Field of View is able to see the entire code.

| Distances in mm / 1D min code | | Distances in mm / 2D min code | |
|-------------------------------|---------|-------------------------------|---------|
| 18-58 | 3 MIL | 10-71 | 5 MIL |
| 10-175 | 10 MIL | 10-155 | 10 MIL |
| 0-650 | 50 MIL | 0-650 | 50 MIL |
| 0-1000 | 100 MIL | 0-1000 | 100 MIL |

Connecting the Reader

1. Use a small screwdriver or a pencil to press in the gray tab by the cable insertion.
2. Turn the cable insertion mechanism to an open position.
3. Insert the cable.
4. Lock the cable.



i Note: Disconnect the DataMan 8700 from power before inserting the communication modules.

Installation

Installation procedures are detailed in the *DataManDM8700 Reference Manual*, which is installed with the DataMan Setup Tool. From the Windows Start menu, select the following to access the manual: *All Programs > Cognex > DataMan Software v> Documentation*.

Note:

- Cables are sold separately.
- If a standard component is missing or damaged, immediately contact your Cognex Authorized Service Provider (ASP) or Cognex Technical Support.



CAUTION: All cable connectors are "keyed" to fit the connectors on the DataMan system; do not force the connectors or damage may occur.

Install Software, Documentation and Connect the Reader

To configure a DataMan 8700 reader, the DataMan Setup Tool software must be installed on a PC on the network. The DataMan Setup Tool is available from the DataMan support site: cognex.com/support/dataman.

1. After installing the software, connect the DataMan 8700 to your PC.
2. Launch the DataMan Setup Tool and click **Refresh**.
3. Select your DataMan 8700 reader from the list and click **Connect**.

DataMan 8700 DX Specifications

| Specification | DataMan 8700 DX Reader |
|---------------------------|--|
| Weight | 450 g (15.90 oz) + ~130 g (4.59 oz) cables |
| Operating Temperature | 0 °C — 40 °C (32 °F — 104 °F) |
| Storage Temperature | -40 °C — 60 °C (-40 °F — 140 °F) |
| Maximum Humidity | < 95% (non-condensing) |
| Environmental | ISO 16750-5 Compliant with latest EU RoHS and China RoHS For indoor use only |
| Symbologies | 1-D barcodes: Codabar, Code 39, Code 128, and Code 93, Interleaved 2 of 5, Postal, UPC/JAN, POSTNET, PLANET Code, GS1 IMB 2-D barcodes: MaxiCode, Aztec Code, Data Matrix™; QR Code and microQR Code, PDF 417 |
| Power Supply Requirements | Serial/USB: 5.5 V DC, 6.0 W maximum LPS or NEC Class 2 power supply Ethernet: PoE Class 2 power supply |
| Inrush current peak | In DC and USB mode: 3 A maximum Maximum capacity: 10 µF Maximum inrush: 50 µC |
| Ethernet | 10/100 Base-T FULL/HALF DUPLEX, IEEE 802.3 |
| Protection | ISO 16750-5 IP67 Endures multiple drops from 2.5 m height on concrete |

LED Wavelengths for DataMan 8700DX Reader

The following table shows LED types and the related wavelengths:

| LED | λ [nm] |
|-----|----------------|
| RED | 660 |


Regulations and Conformity

The corded DataMan 8700 DX has Regulatory Model R00083 that meets or exceeds the requirements of all applicable standards organizations for safe operation. However, as with any electrical equipment, the best way to ensure safe operation is to operate them according to the agency guidelines that follow. Please read these guidelines carefully before using your device.



Note: For the most current CE declaration and regulatory conformity information, see the Cognex support site: cognex.com/support.

The following specifications apply to the corded DataMan 8700 DX readers:

| Regulator | Specification |
|--|---|
| USA | FCC Part 15B, Class A |
| Canada | ICES-003 |
| European Community | EN 61326-1 |
| Safety and Regulatory | |
| Manufacturer | Cognex Corporation One Vision Drive Natick, MA 01760 USA |
|  | Corded DataMan 8700 DX: Regulatory Model R00083 This is a class A product. In a domestic environment this product may cause radio interference in which case the user may be required to take immediate measures. This equipment complies with the essential requirements of the EU Directive 2014/30/EU. Declarations are available from your local representative. |
| EU RoHS | Compliant to the most recent applicable directive. |

Safety and Regulatory

| | |
|---------------------|---|
| FCC | FCC Part 15, Class A This equipment has been tested and found to comply with the limits for a Class A digital device, pursuant to part 15 of the FCC Rules. These limits are designed to provide reasonable protection against harmful interference when the equipment is operated in a commercial environment. This equipment generates, uses, and can radiate radio frequency energy and, if not installed and used in accordance with the instruction manual, may cause harmful interference to radio communications. Operation of this equipment in a residential area is likely to cause harmful interference in which case the user will be required to correct the interference at his own expense. |
| Canadian Compliance | This Class A digital apparatus complies with Canadian ICES-003. Cet appareil numérique de la classe A est conforme à la norme NMB-003 du Canada. |
| TÜV | Corded DataMan 8700: Regulatory Model R00083 NRTL: TÜV SÜD AM SCC/NRTL OSHA Scheme for UL/CAN 61010-1. CB report available upon request. TÜV SÜD AM, IEC/EN 61010-1. |

For European Community Users

Cognex complies with Directive 2012/19/EU OF THE EUROPEAN PARLIAMENT AND OF THE COUNCIL of 4 July 2012 on waste electrical and electronic equipment (WEEE).

This product has required the extraction and use of natural resources for its production. It may contain hazardous substances that could impact health and the environment, if not properly disposed.

In order to avoid the dissemination of those substances in our environment and to diminish the pressure on the natural resources, we encourage you to use the appropriate take-back systems for product disposal. Those systems will reuse or recycle most of the materials of the product you are disposing in a sound way.



The crossed out wheeled bin symbol informs you that the product should not be disposed of along with municipal waste and invites you to use the appropriate separate take-back systems for product disposal.

If you need more information on the collection, reuse, and recycling systems, please contact your local or regional waste administration.

You may also contact your supplier for more information on the environmental performance of this product.

中国大陆RoHS (Information for China RoHS Compliance)

根据中国大陆《电子信息产品污染控制管理办法》(也称为中国大陆RoHS), 以下部份列出了本产品中可能包含的有毒有害物质或元素的名称和含量。



Table of toxic and hazardous substances/elements and their content, as required by China's management methods for controlling pollution by electronic information products.

| Part Name 部件名称 | Hazardous Substances 有害物质 | | | | | |
|---|---------------------------|-------------------|-------------------|--------------------------------------|--|--|
| | Lead (Pb) 铅 | Mercury (Hg) 汞 | Cadmium (Cd) 镉 | Hexavalent Chromium (Cr (VI)) 六价铬 | Polybrominated biphenyls (PBB) 多溴联苯 | Polybrominated diphenyl ethers (PBDE) 多溴二苯醚 |
| Regulatory Model R00083 | X | O | O | O | O | O |
| <p>This table is prepared in accordance with the provisions of SJ/T 11364. 这个标签是根据SJ/T 11364的规定准备的。 O: Indicates that said hazardous substance contained in all of the homogeneous materials for this part is below the limit requirement of GB/T26572 - 2011. 表示本部件所有均质材料中含有的有害物质低于GB/T26572 - 2011的限量要求。 X: Indicates that said hazardous substance contained in at least one of the homogeneous materials used for this part is above the limit requirement of GB/T26572 - 2011. 表示用于本部件的至少一种均质材料中所含的危害物质超过GB/T26572 - 2011的限制要求。</p> | | | | | | |

Copyright © 2020
Cognex Corporation. All Rights Reserved.